



Aluminum Market Update 
Industry Trends Survey

Survey results:

Market sentiment and trends analysis

June 30, 2025

Legal notice

This presentation is private and confidential. It must not be disclosed in whole or in part, directly or indirectly, or in any other format without the prior written permission of Aluminum Market Update and parent CRU International Limited.

CRU International Limited's responsibility is solely to its clients and its liability is limited to the amount of the fees actually paid for professional services.

Although reasonable care and diligence have been used in the preparation of this presentation, we do not guarantee the accuracy of any data, assumptions, forecasts, or other forward-looking statements. We accept no liability to third parties, howsoever arising.

CRU takes information security seriously and currently holds the UK Government approved Cyber Essentials certification. This certifies that we have the appropriate security controls across our organization and third-party suppliers to protect our information assets. CRU also has a privacy policy in place that explains how we handle personal data on our customers.

Aluminum Market Update

CRU

Where the *aluminum* community
comes together.



Michael Cowden
Chicago
Editor-in-Chief



Nick Bell
Houston
Senior Editor



Stephanie Ritenbaugh
Pittsburgh
Reporter



Greg Wittbecker
Tampa, Fla.
Sr. Reporter / Editor



Kaylee Turner
Cleveland
Sales and Mktg. Admin.



Luis Corona
Chicago
Sr. Account Exec.

ALUMINUM

market trends

At Aluminum Market Update, we aim to deliver valuable, data-driven insights for the aluminum industry. Our exclusive survey gathers input from key players in **manufacturing, distribution and related sectors**, providing a real-time snapshot of market trends.

Participation is invitation only, ensuring high-quality responses from industry professionals.

All data is **kept confidential**, individual responses are never disclosed by name or associated with any specific person or company name.

Contact nicholas.bell@crugroup.com to become a data provider.

**DON'T JUST
READ**
our data

**See your company's
experience reflected in it.**

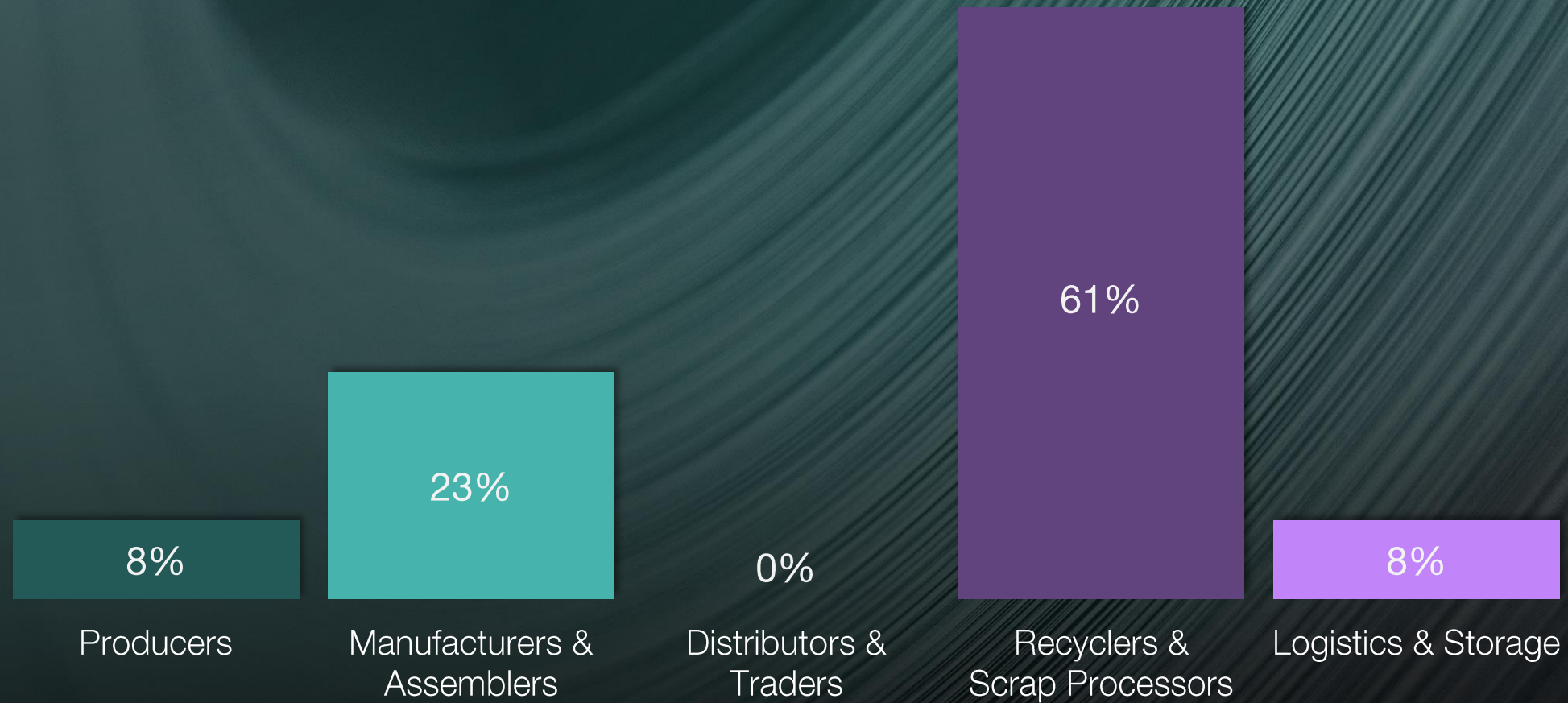
Contact nicholas.bell@crugroup.com for participation information.

TABLE *of contents*

<u>Overview:</u> AMU team and survey details	Pg. 4
<u>Demand & Outlook:</u> Demand trends, forecast, and 3-month market outlook	Pg. 9-13
<u>Supply Chain & Operations:</u> U.S. supply, shipments, lead times, inventory	Pg. 14-15
<u>Scrap & Recycling:</u> Scrap supply and UBC price outlook	Pg. 16-17
<u>Logistics & Pricing:</u> Freight, containers, and Midwest premium trends	Pg. 18-19
<u>Tariffs & Strategy:</u> Business impact of recent U.S. tariffs	Pg. 20

Survey participants

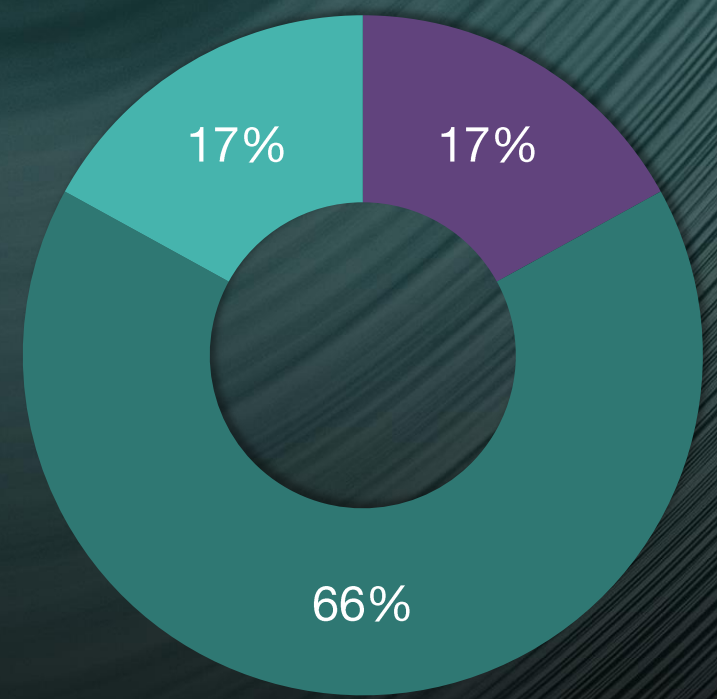
Our survey is by invitation only. Over 1,000 companies, mostly in the manufacturing or distribution industries, are asked to participate. Here are the percentages of participation in this week's survey by market sector.



Overall demand

How would you describe current demand for your products or services?

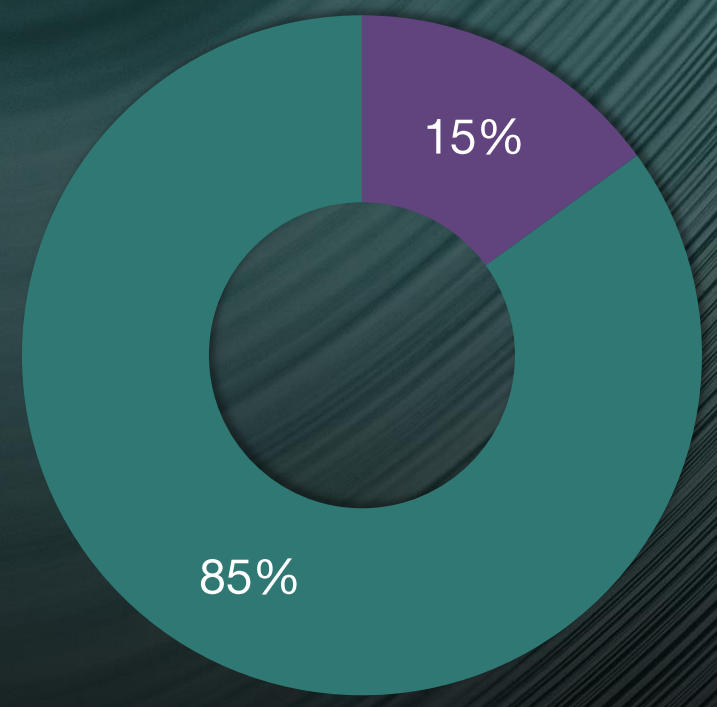
Improving Stable Declining



Domestic demand

What's your outlook on overall US demand in your part of the aluminum market?

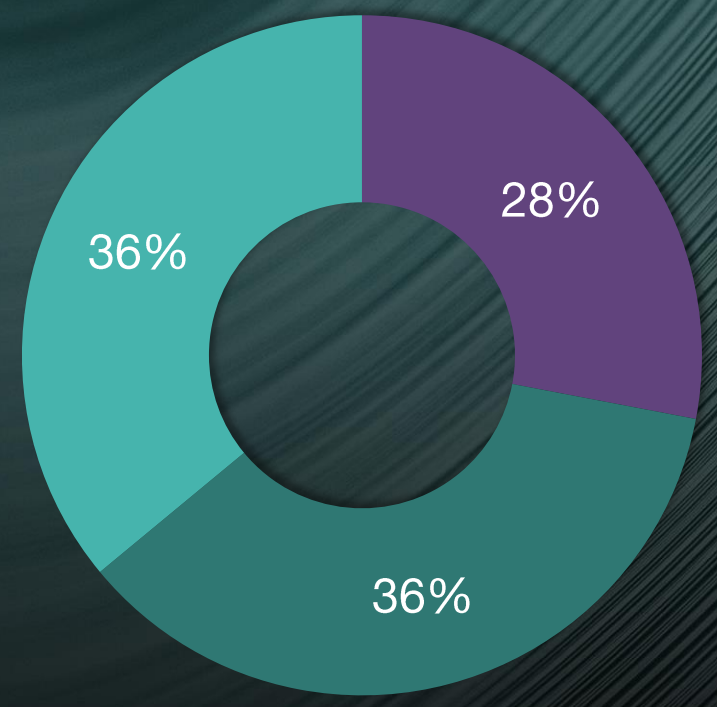
Improving Stable Declining



Export demand

How do you see the overall *export* demand?

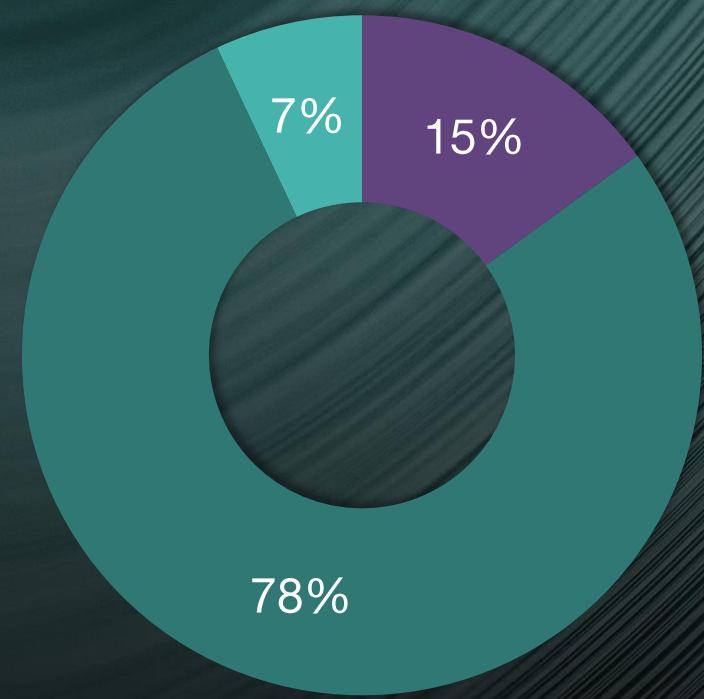
Improving Stable Declining



Business forecasts

How did your company perform last month vs. forecast?

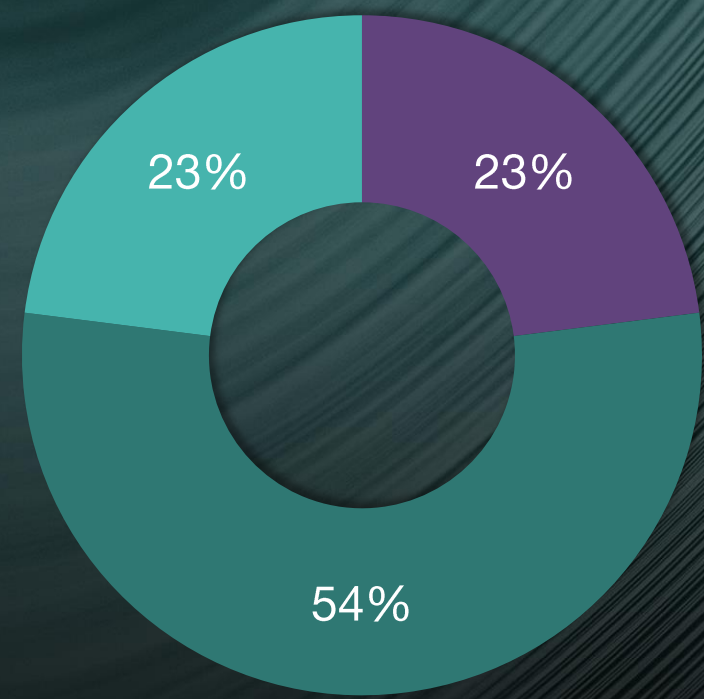
Beat forecast Met forecast Missed forecast



Future market supply balance

Three months from now, how do you see the balance of the market?

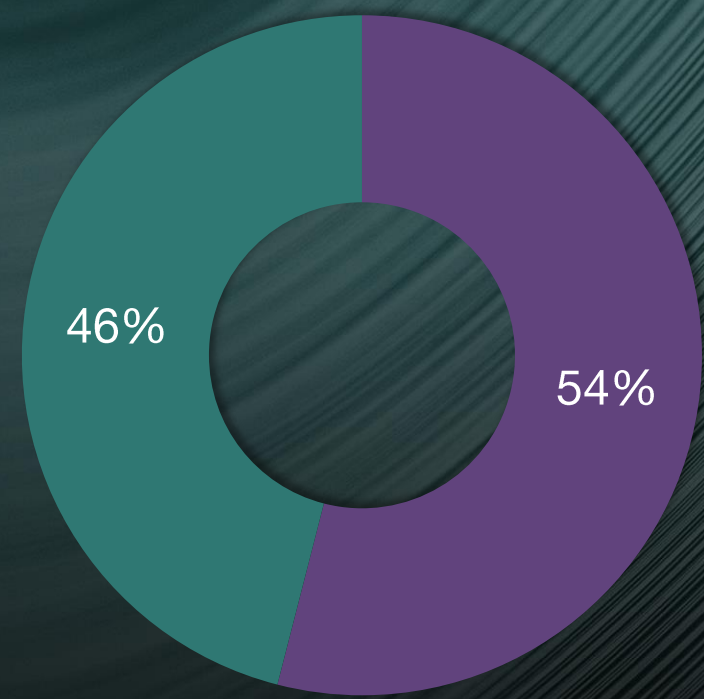
■ Oversupplied ■ Balanced ■ Undersupplied



Aluminum supply vs. demand

Is new U.S. supply (primary/semi) keeping up with demand?

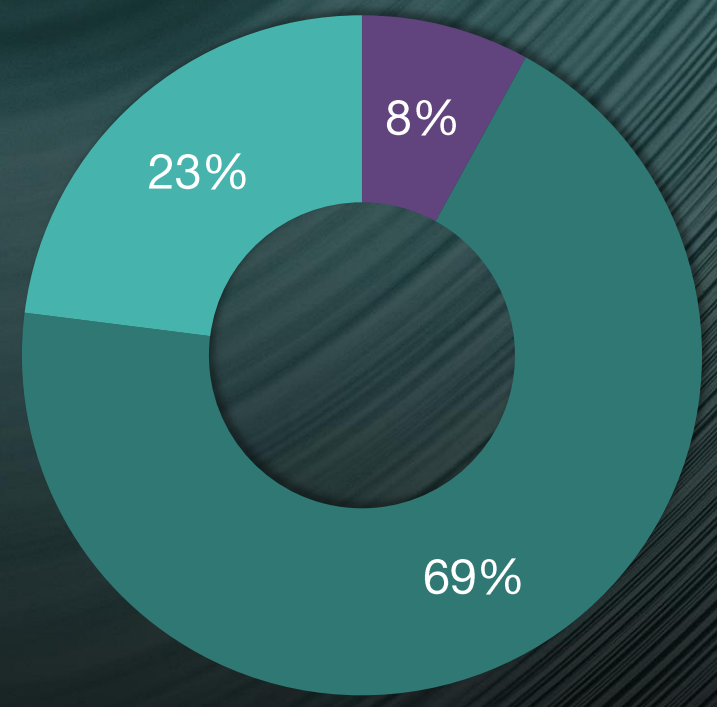
Yes No



Inventory

How are you managing your aluminum inventory right now?

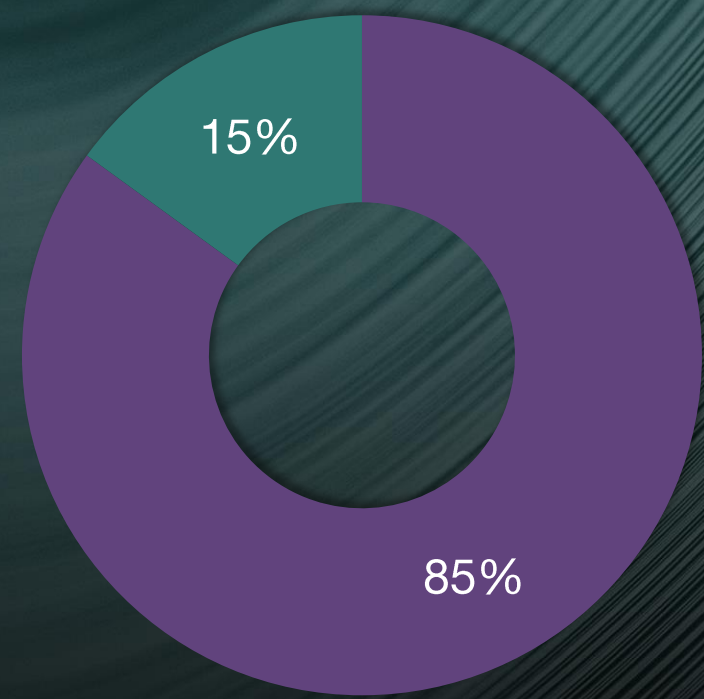
Building Maintaining Reducing



Obsolete scrap demand

Is there enough obsolete scrap out there to meet demand?

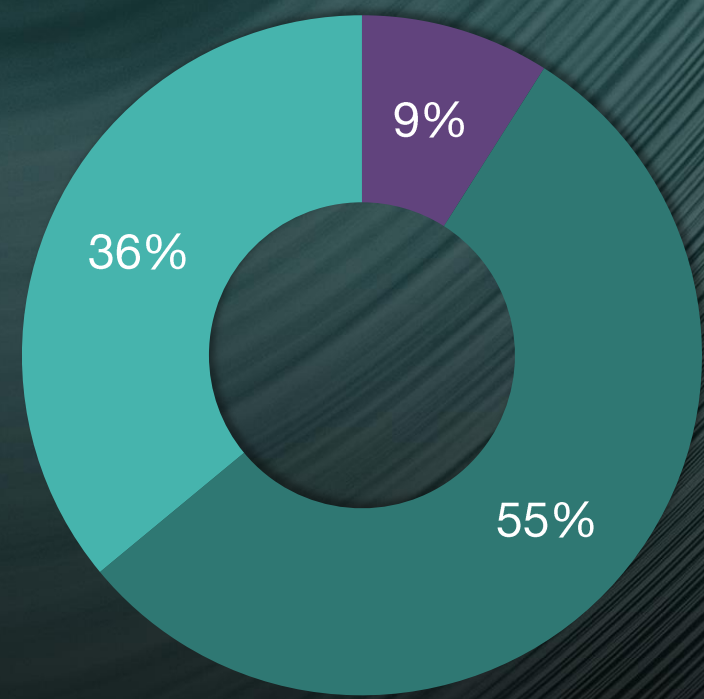
Yes No



Near-term direction of Aluminum scrap prices

Where do you see the price of UBC trending next month?

76% or above 73% to 75% 72% or below

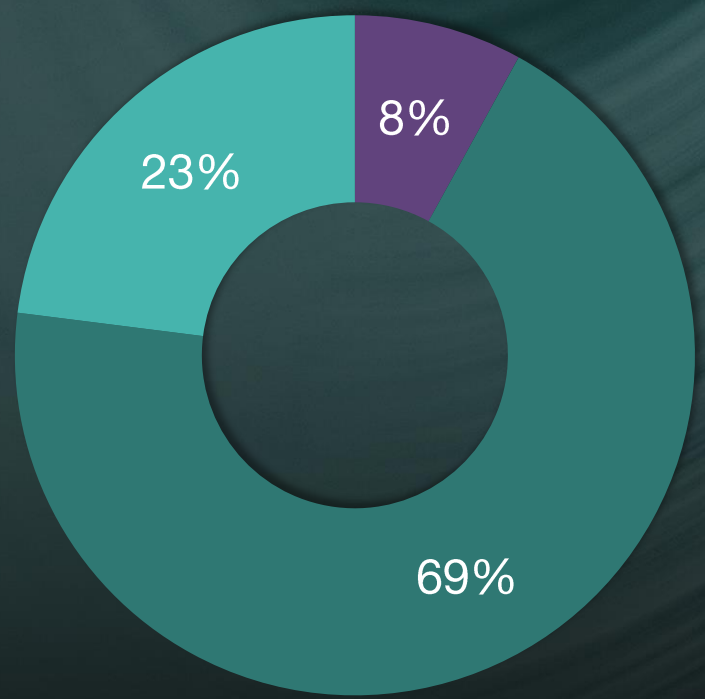


Logistics trends

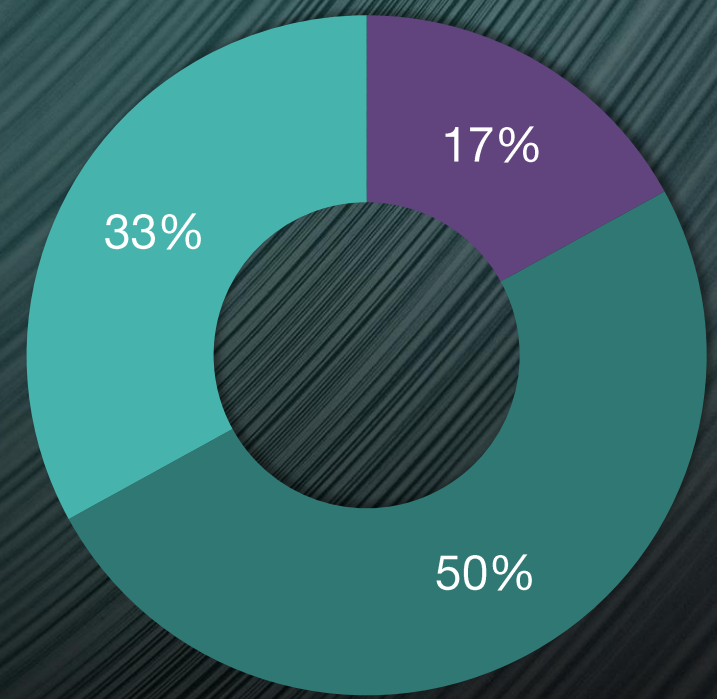
How do you see overall logistics costs?

Improving Stable Declining

Freight



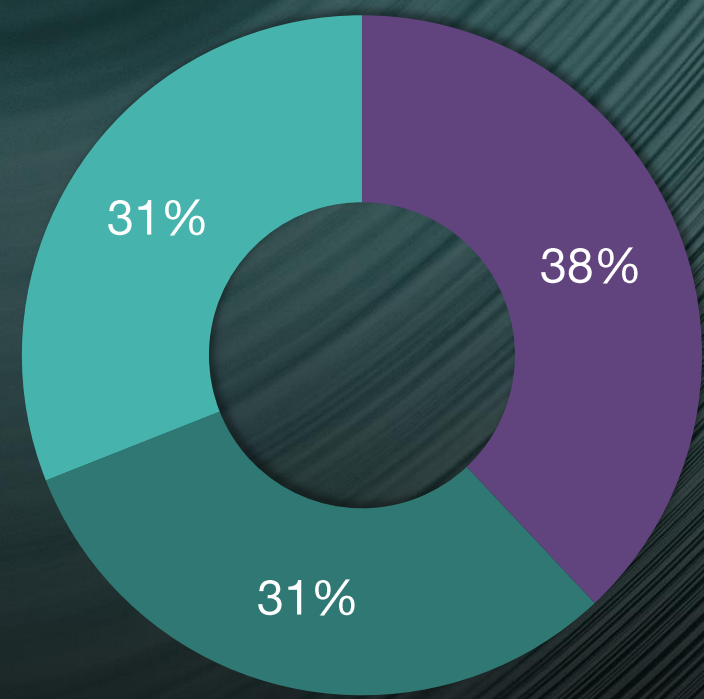
Container



Near-term direction of Midwest Premium

Where do you see the Midwest Premium trending next month?

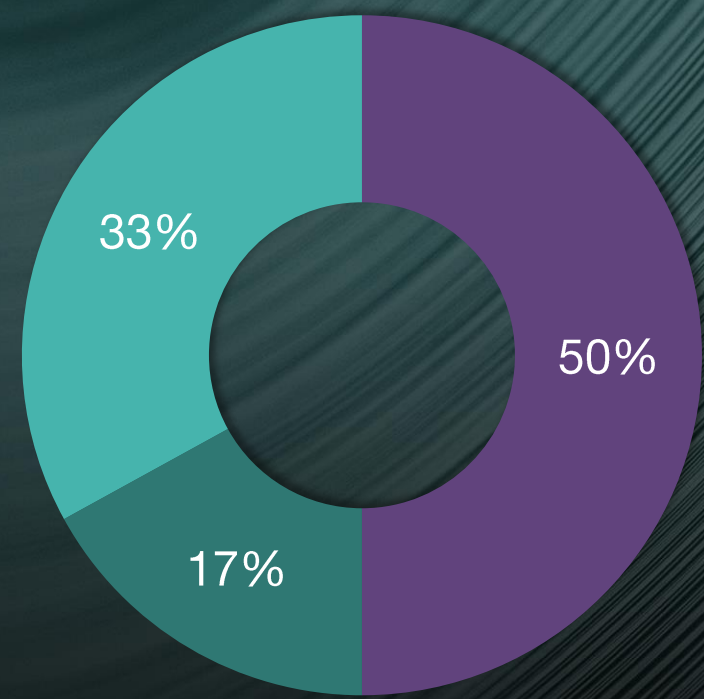
Higher Flat Lower



Tariff impact

How are 232 aluminum tariffs being passed through in your market?

- Fully passed through (100%)
- Partially passed through (around 75%)
- Limited pass-through (50% or less)



QUERIES?

let us know

If you have any questions regarding the information presented here, please get in touch with us at nicholas.bell@crugroup.com.

We always appreciate referrals. Tell your friends, suppliers, and customers to sign up for a free trial. Contact luis.corona@crugroup.com

When you need answers... Aluminum Market Update

Look for our next survey on July 21, 2025

If you would like to participate in our survey, please contact nicholas.bell@crugroup.com