

The background of the slide is a close-up photograph of several aluminum extrusion profiles. These profiles are stacked and arranged in a way that shows their complex, multi-faceted shapes. The lighting is soft, highlighting the metallic texture and the various angles of the extrusions. The overall color palette is a mix of metallic grays and muted blues, which is partially covered by a semi-transparent teal overlay.

Aluminum Market Update

Industry Trends Survey

Survey results:

Market sentiment and trends analysis

July 25, 2025

Legal notice

This presentation is private and confidential. It must not be disclosed in whole or in part, directly or indirectly, or in any other format without the prior written permission of Aluminum Market Update and parent CRU International Limited.

CRU International Limited's responsibility is solely to its clients and its liability is limited to the amount of the fees actually paid for professional services.

Although reasonable care and diligence have been used in the preparation of this presentation, we do not guarantee the accuracy of any data, assumptions, forecasts, or other forward-looking statements. We accept no liability to third parties, howsoever arising.

CRU takes information security seriously and currently holds the UK Government approved Cyber Essentials certification. This certifies that we have the appropriate security controls across our organization and third-party suppliers to protect our information assets. CRU also has a privacy policy in place that explains how we handle personal data on our customers.

Aluminum Market Update



Where the *aluminum* community
comes together.



Michael Cowden
Chicago
Editor-in-Chief



Nick Bell
Houston
Senior Editor



Stephanie Ritenbaugh
Pittsburgh
Reporter



Greg Wittbecker
Tampa, Fla.
Sr. Reporter / Editor



Kaylee Turner
Cleveland
Sales and Mktg. Admin.



Luis Corona
Chicago
Sr. Account Exec.

ALUMINUM *market trends*

At Aluminum Market Update, we aim to deliver valuable, data-driven insights for the aluminum industry. Our exclusive survey gathers input from key players in **manufacturing, distribution and related sectors**, providing a real-time snapshot of market trends.

Participation is invitation only, ensuring high-quality responses from industry professionals.

All data is **kept confidential**, individual responses are never disclosed by name or associated with any specific person or company name.

Contact nicholas.bell@crugroup.com to become a data provider.

**DON'T JUST
READ**
our data

**See your company's
experience reflected in it.**

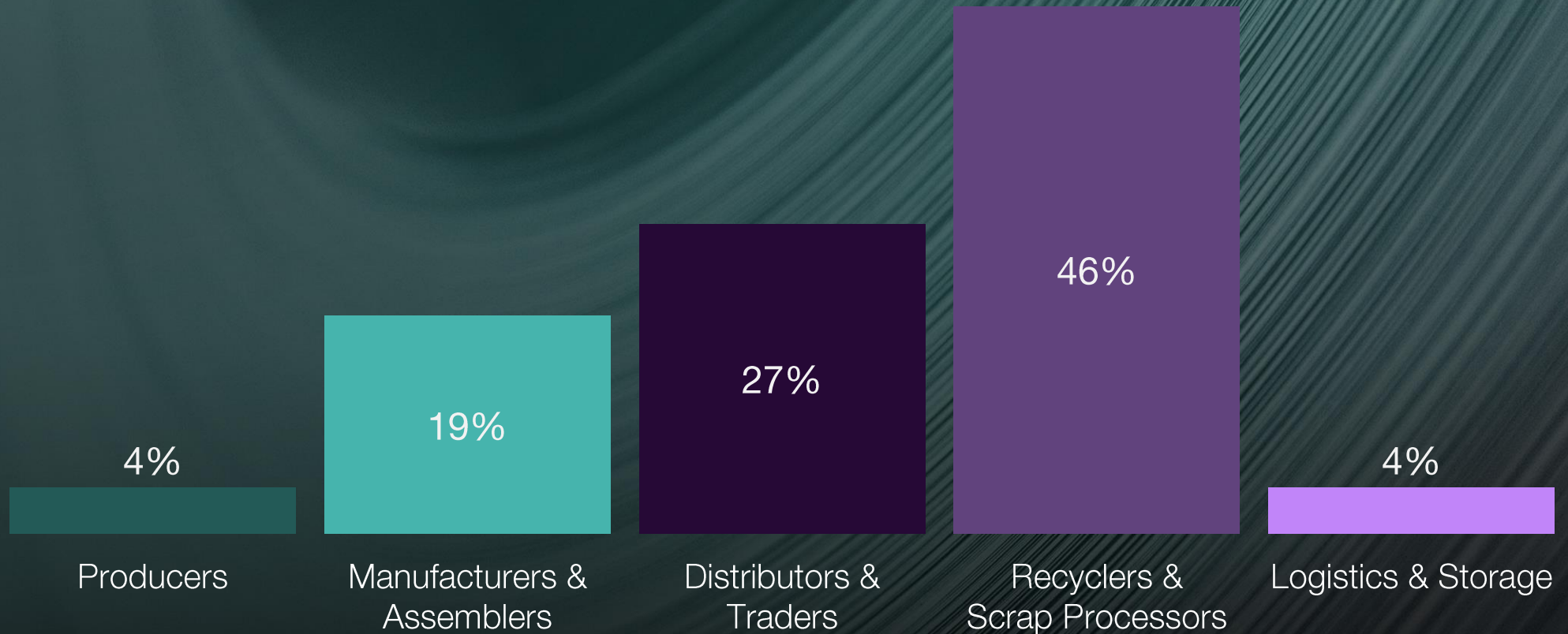
Contact nicholas.bell@crugroup.com for participation information.

TABLE *of contents*

<u><i>Company Profiles</i></u>	Pg. 8
<u><i>Business Performance & Demand Outlook</i></u>	Pg. 9-12
<u><i>Supply & Market Balance</i></u>	Pg. 13-15
<u><i>Inventory & Lead Times</i></u>	Pg. 16-17
<u><i>Pricing & Costs</i></u>	Pg. 18-21
<u><i>Trade & Competition</i></u>	Pg. 22-23

Survey participants

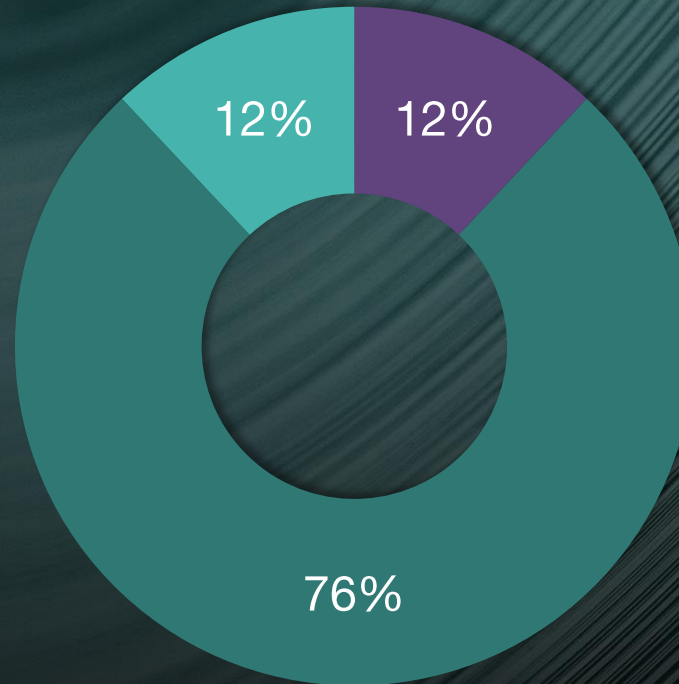
Our survey is by invitation only, over 1,000 companies are asked to participate. Here are participation rates by market sector:



Business forecasts

How will your company perform this month vs. forecast?

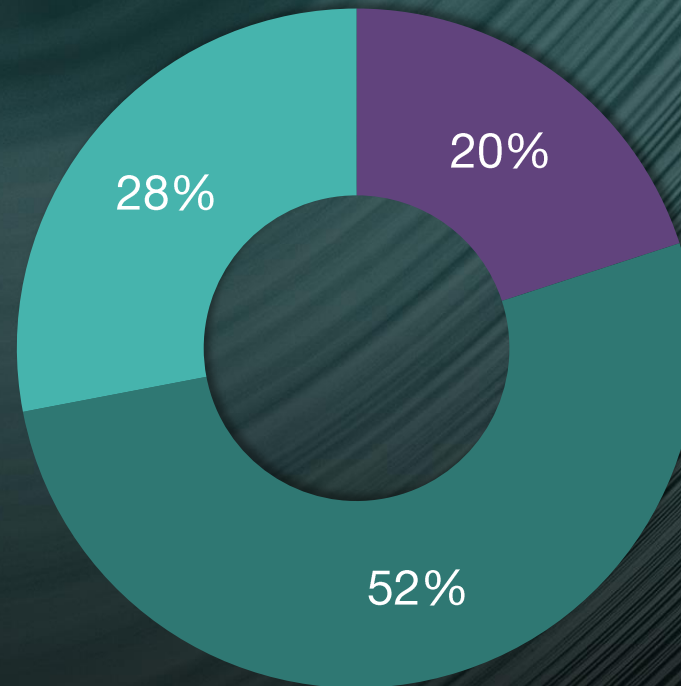
Beat forecast Meet forecast Miss forecast



Overall demand

How would you describe current demand for your products or services?

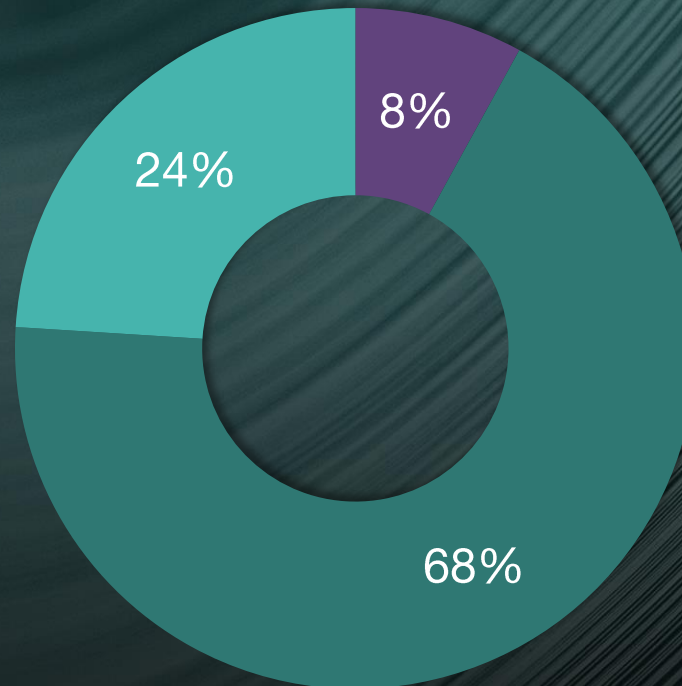
Improving Stable Declining



Domestic demand

What is your outlook for US demand in your part of the aluminum market over the next month?

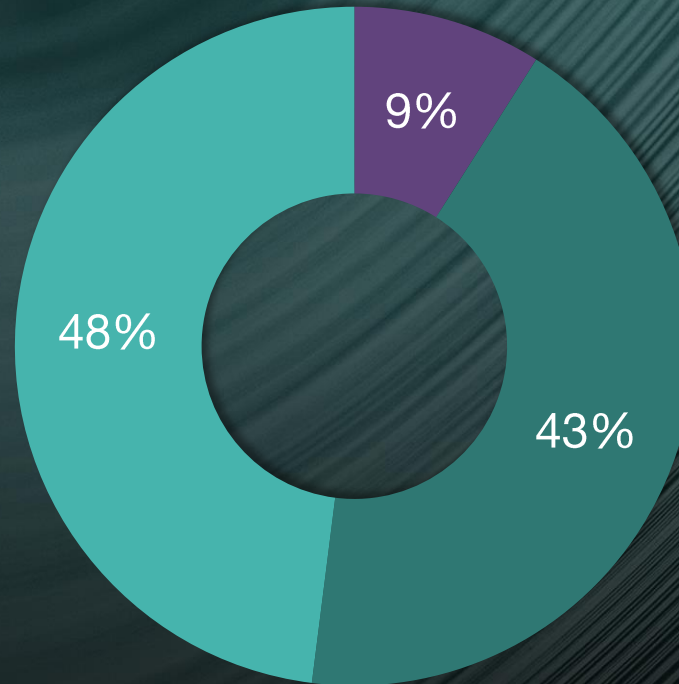
Improving Stable Declining



Export demand

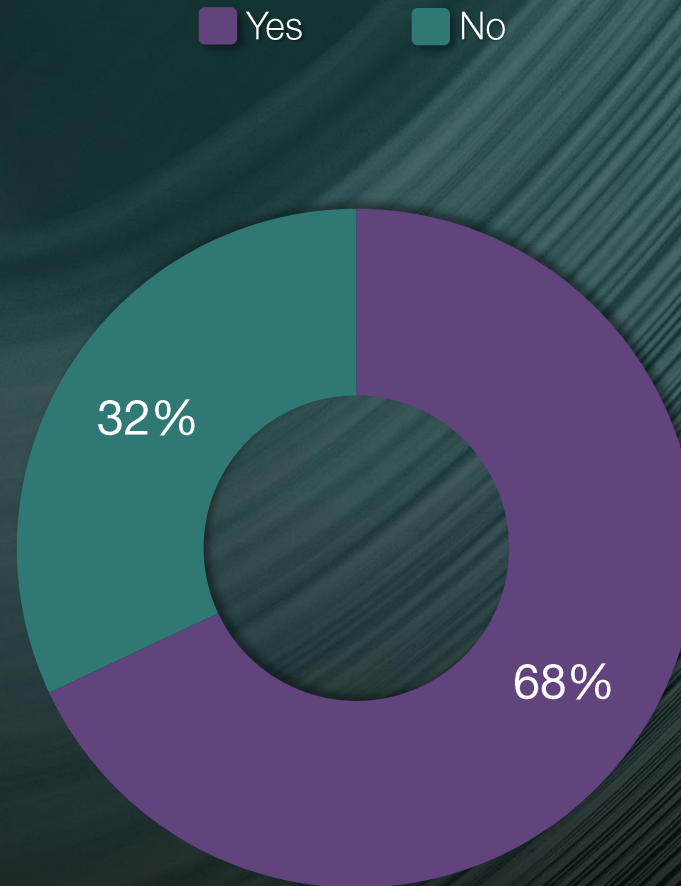
How is demand shaping up in export markets relevant to your business?

Improving Stable Declining



Aluminum supply vs. demand

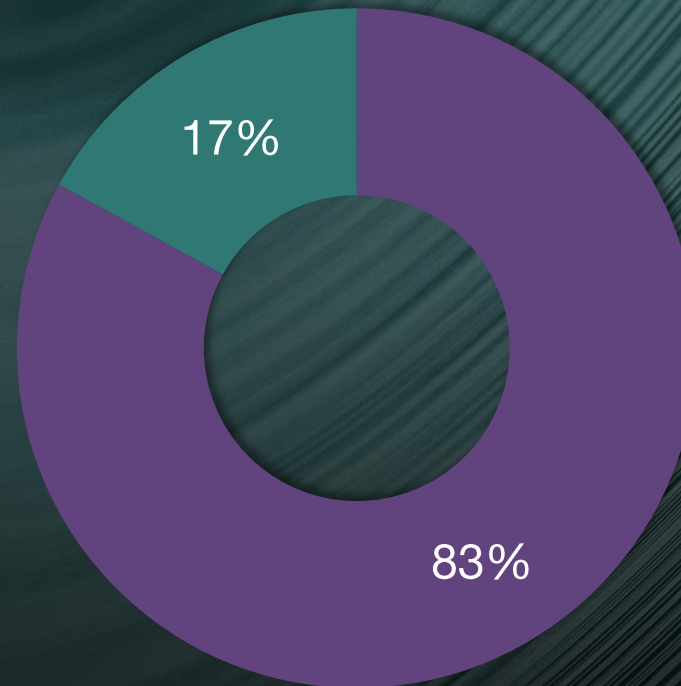
Is new US supply (primary/semi) keeping up with demand?



Obsolete scrap demand

Is there enough obsolete scrap out there to meet demand?

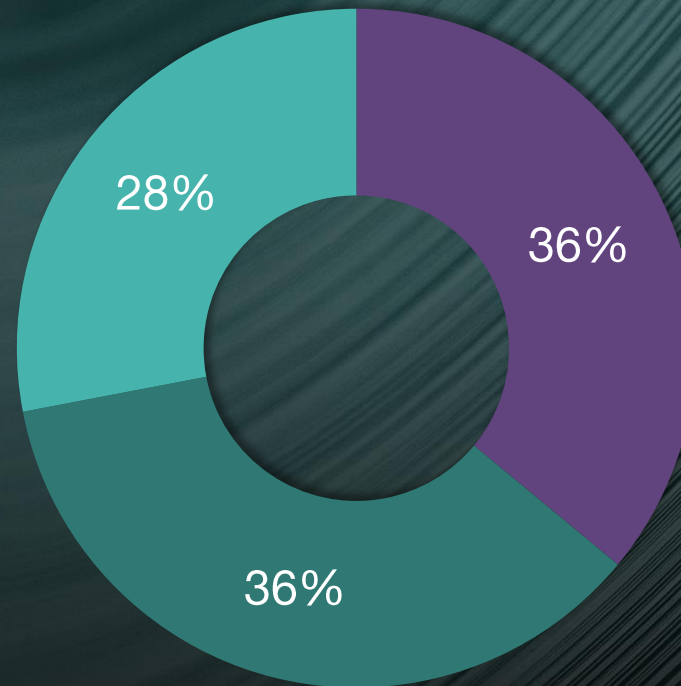
Yes No



Future market supply balance

Three months from now, how do you see the balance of the market?

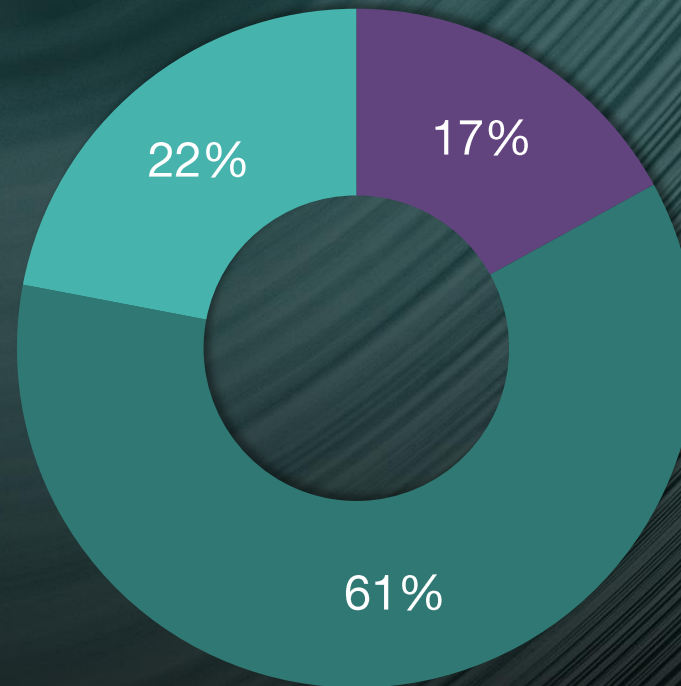
■ Oversupplied ■ Balanced ■ Undersupplied



Inventory

How are you managing your aluminum inventory right now?

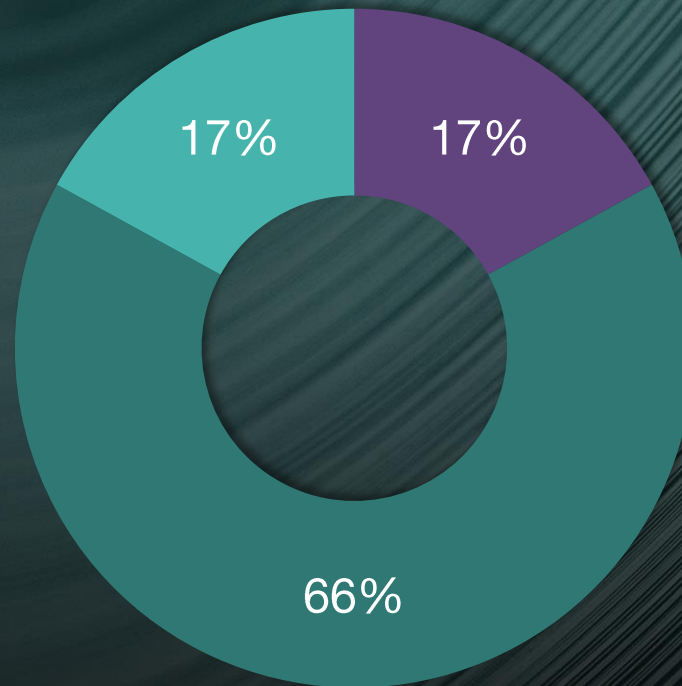
Building Keeping steady Drawing down



Lead times

How would you describe aluminum lead times right now?

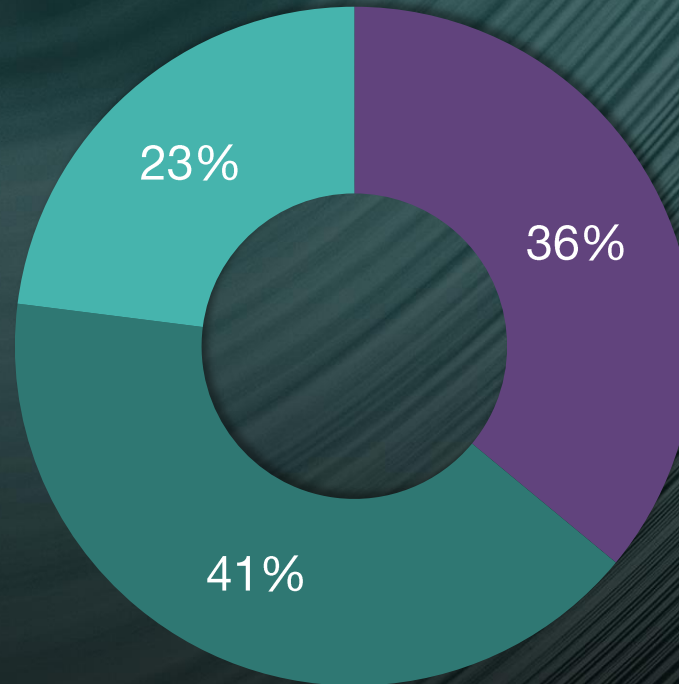
■ Extending ■ Stable ■ Shrinking



Near-term direction of Midwest Premium

Where do you see the Midwest Premium trending next month?

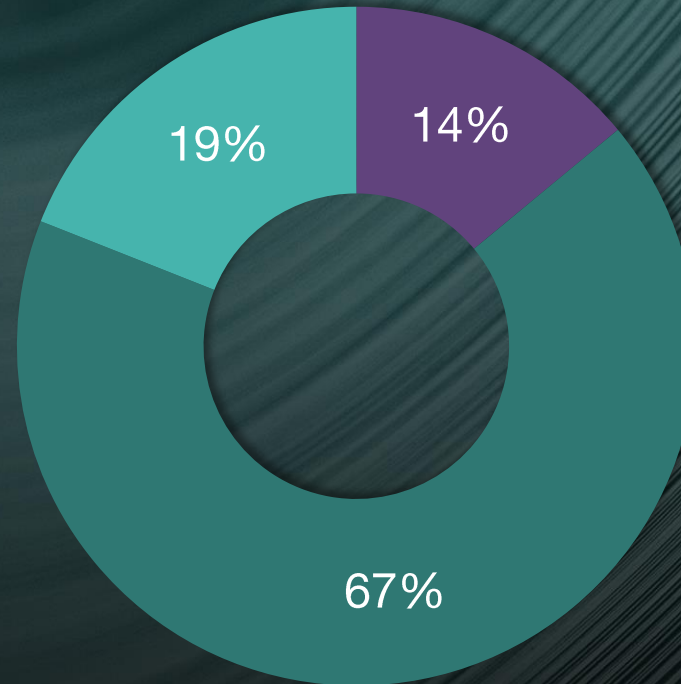
Higher Flat Lower



Near-term direction of Aluminum scrap prices

Where do you see the UBC prices trending next month?

Higher Stable Lower

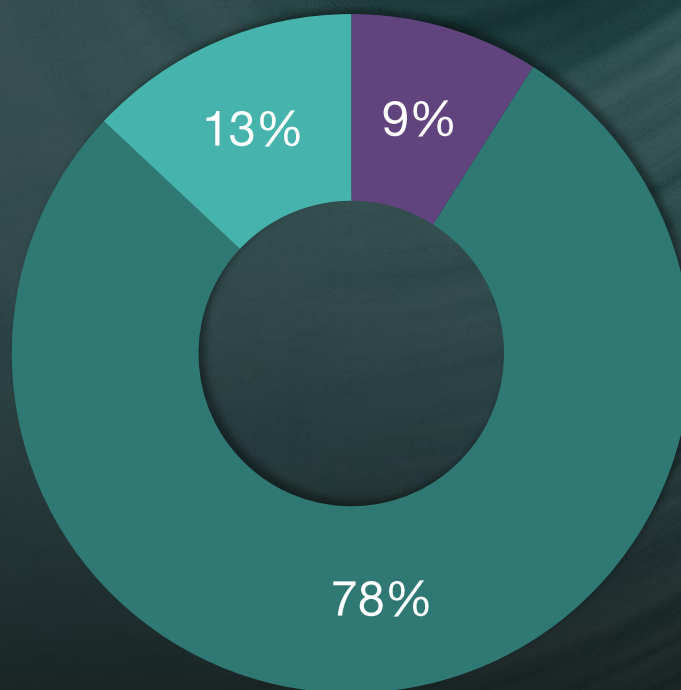


Logistics trends

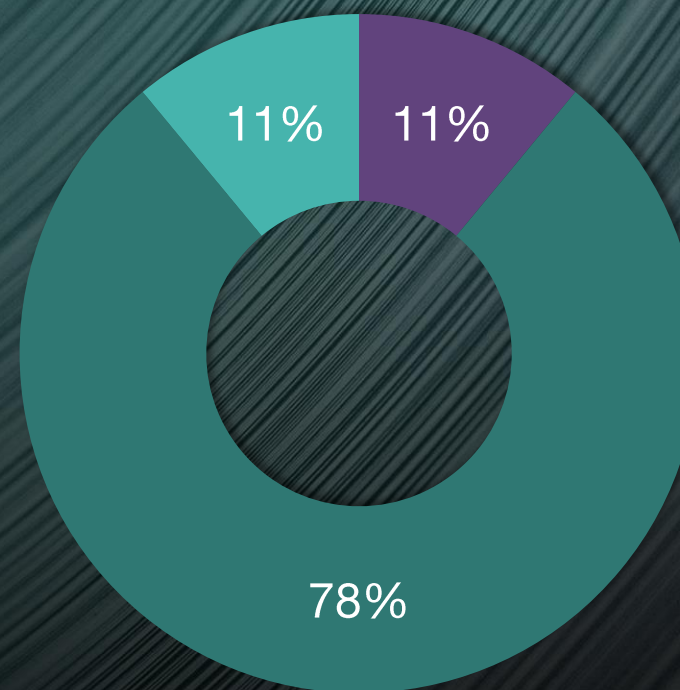
How do you see overall logistic costs?

Improving Stable Declining

Freight

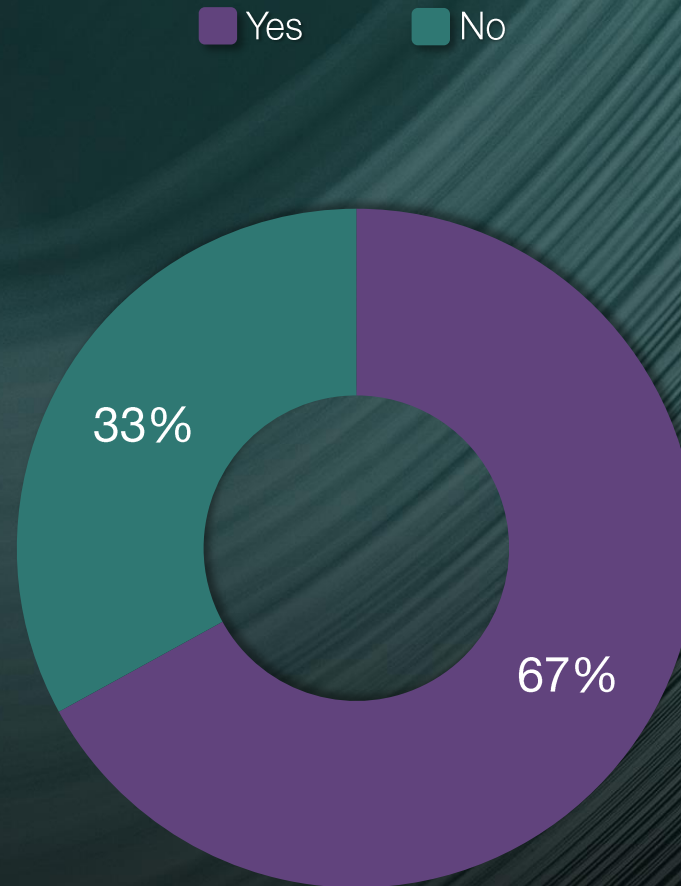


Container



Price pushback

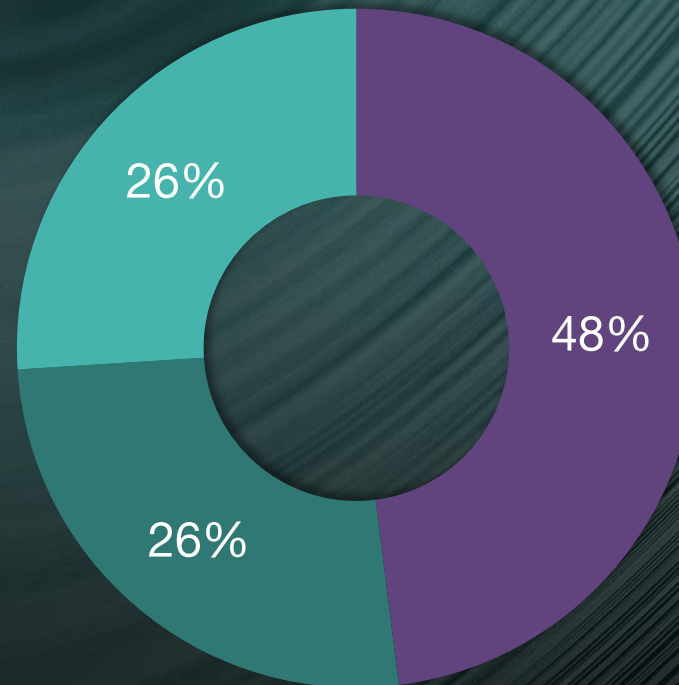
Are OEMs pushing back on higher prices (e.g. canceling orders or seeking substitutes)?



Tariff impact

How are Section 232 aluminum tariffs being passed through in your market?

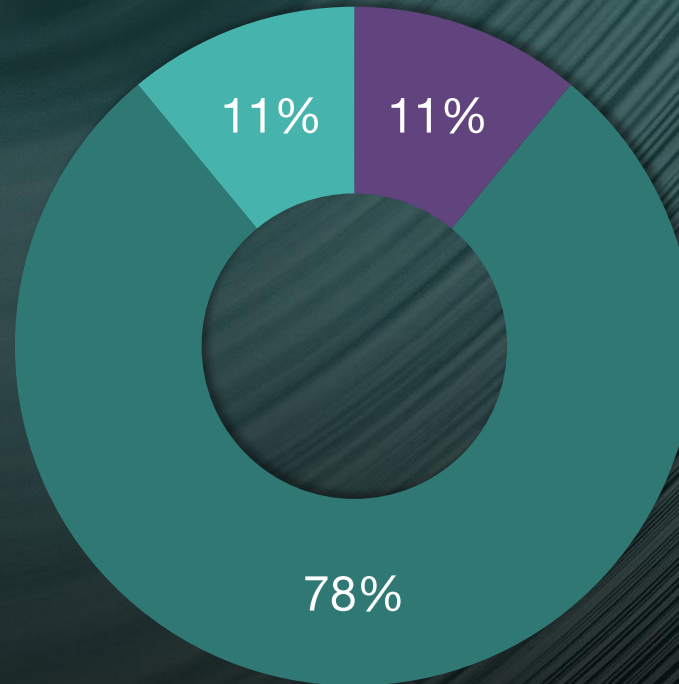
■ Fully passed through (100%) ■ Partially passed through (around 75%) ■ Limited pass-through (50% or less)



Import competitiveness

Are imported semis or primary products becoming more competitive?

More competitive No change Less competitive



QUERIES?

let us know

If you have any questions regarding the information presented here, please get in touch with us at nicholas.bell@crugroup.com.

We always appreciate referrals. Tell your friends, suppliers, and customers to sign up for a free trial. Contact luis.corona@crugroup.com

When you need answers... Aluminum Market Update

Look for our next survey on August 25, 2025

If you would like to participate in our survey, please contact nicholas.bell@crugroup.com