



Aluminum Market Update

Industry Trends Survey

Survey results:

Market sentiment and trends analysis

Industry data aggregate

March 17, 2025

Legal notice

This presentation is private and confidential. It must not be disclosed in whole or in part, directly or indirectly, or in any other format without the prior written permission of Aluminum Market Update and parent CRU International Limited.

CRU International Limited's responsibility is solely to its clients and its liability is limited to the amount of the fees actually paid for professional services.

Although reasonable care and diligence have been used in the preparation of this presentation, we do not guarantee the accuracy of any data, assumptions, forecasts, or other forward-looking statements. We accept no liability to third parties, howsoever arising.

CRU takes information security seriously and currently holds the UK Government approved Cyber Essentials certification. This certifies that we have the appropriate security controls across our organization and third-party suppliers to protect our information assets. CRU also has a privacy policy in place that explains how we handle personal data on our customers.



Aluminum Market Update

Where the *aluminum* community
comes together.



Michael Cowden
Chicago
Editor-in-Chief



Gabriella Vagnini
Knoxville, Tenn.
Sr. Reporter / Editor



Greg Wittbecker
Tampa, Fla.
Sr. Reporter / Editor



Kaylee Turner
Cleveland
Sales and Mktg. Admin.



Luis Corona
Chicago
Sr. Account Exec.

ALUMINIUM

market trends

At Aluminum Market Update, we aim to deliver valuable, data-driven insights for the aluminum industry. Our exclusive survey gathers input from key players in **manufacturing, distribution and related sectors**, providing a real-time snapshot of market trends.

Participation is invitation only, ensuring high-quality responses from industry professionals.

All data is **kept confidential**, individual responses are never disclosed by name or associated with any specific person or company name.

Contact gabriella.vagnini@crugroup.com to become a data provider.

**DON'T JUST
READ**
our data

**See your company's
experience reflected in it.**

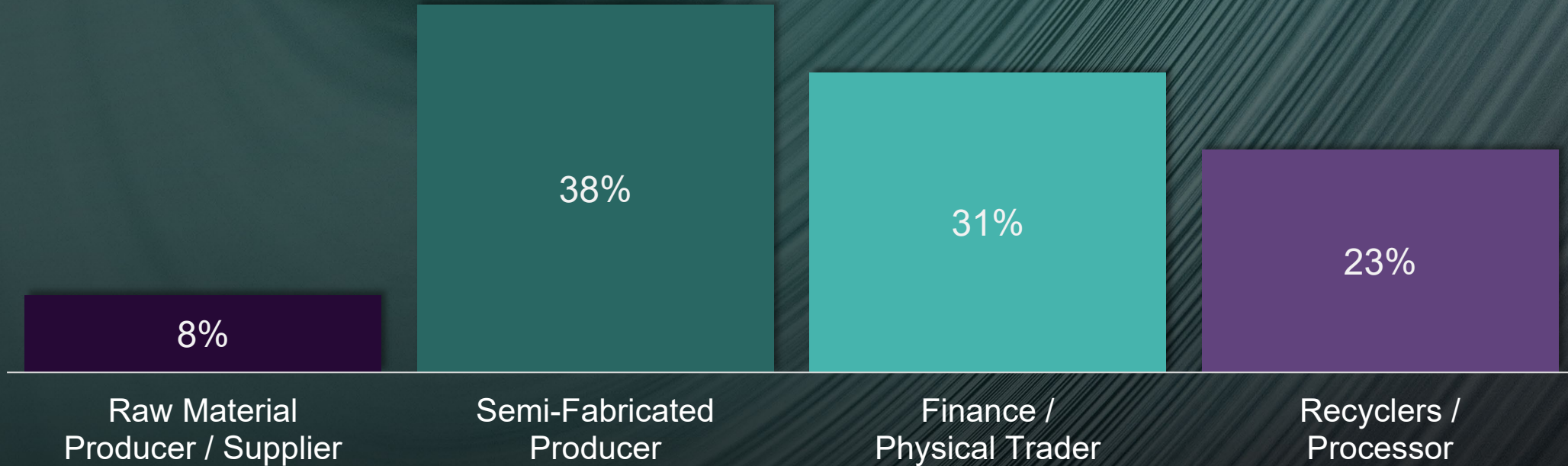
Contact gabriella.vagnini@crugroup.com for participation information.

TABLE *of contents*

<u>Overview</u> : AMU team and survey details	Pg. 4
<u>Demand</u> : Overall demand, export and domestic demand, and near-term supply balance	Pg. 9
<u>Business forecast</u> : Current market view	Pg. 12
<u>Supply balance</u> : Future availability, new and obsolete supply, and scrap supply flow	Pg. 13
<u>Spreads</u> : Direction of future non-ferrous scrap spreads	Pg. 17
<u>Prices</u> : Near-term UBC prices, Midwest transaction premiums prices trends	Pg. 18
<u>Logistics</u> : Overall freight and container costs	Pg. 20
<u>Tariffs</u> : Impact of aluminum tariffs	Pg. 21

Survey participants

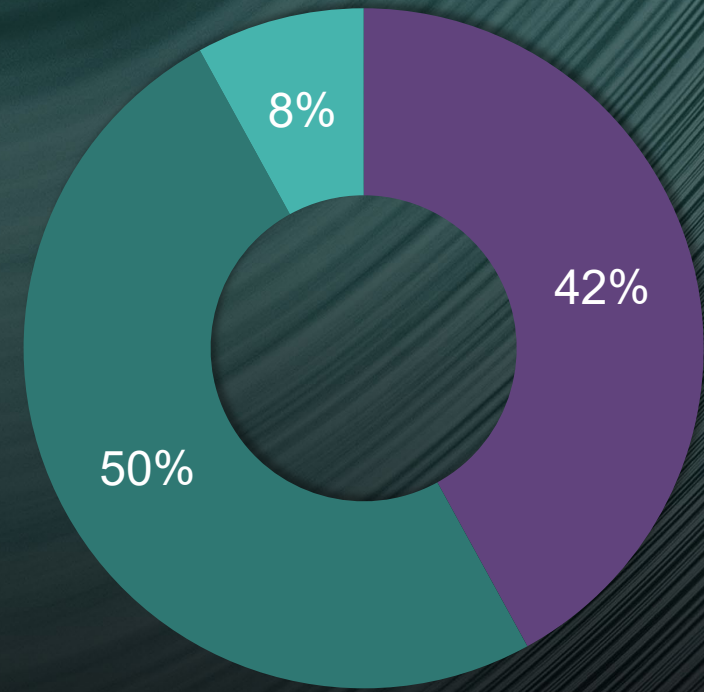
Our survey is by invitation only. Over 1,000 companies, mostly in the manufacturing or distribution industries, are asked to participate. Here are the percentages of participation in this week's survey by market sector.



Overall demand

How is demand for your products?

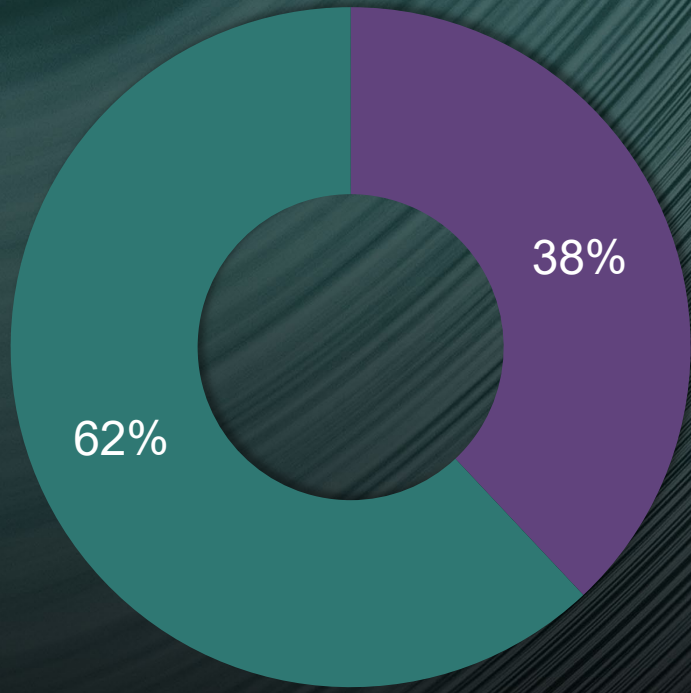
Improving Stable Declining



Domestic demand

How do you see the overall *domestic* demand?

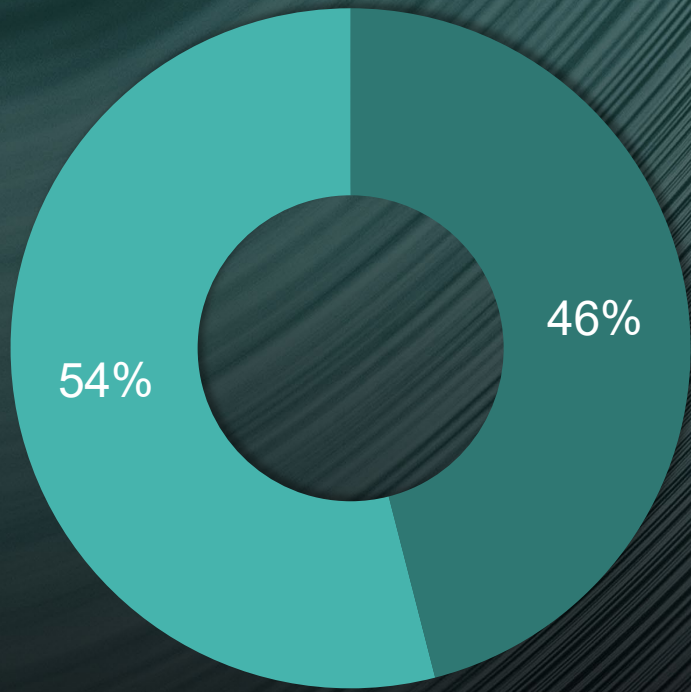
Improving Stable Declining



Export demand

How do you see the overall *export* demand?

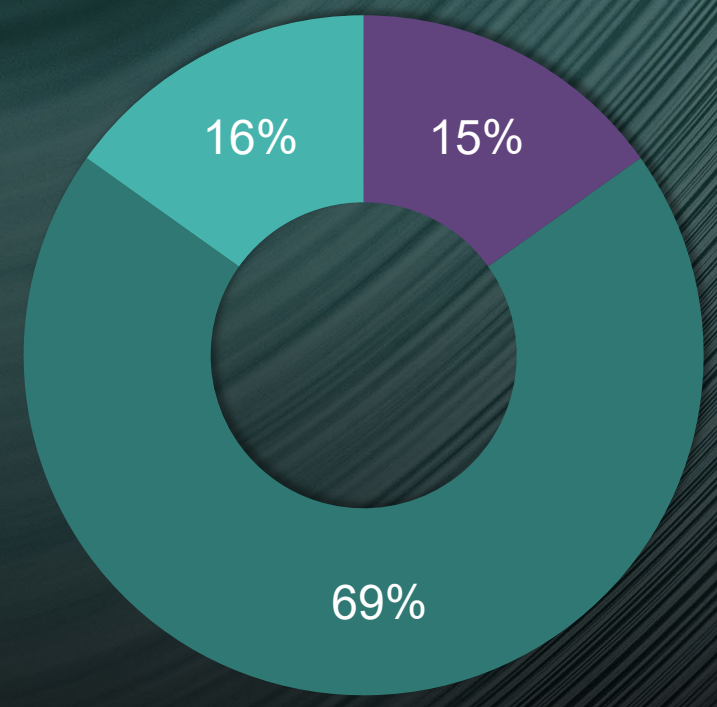
Improving Stable Declining



Business forecasts

How did your company perform last month compared to your forecast?

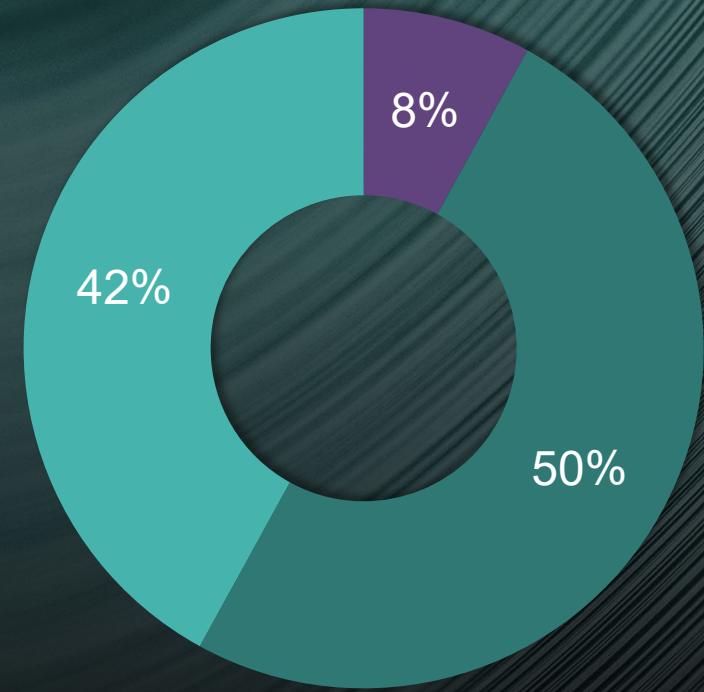
- We will exceed forecast
- We will meet forecast
- We will not meet forecast



Future market supply balance

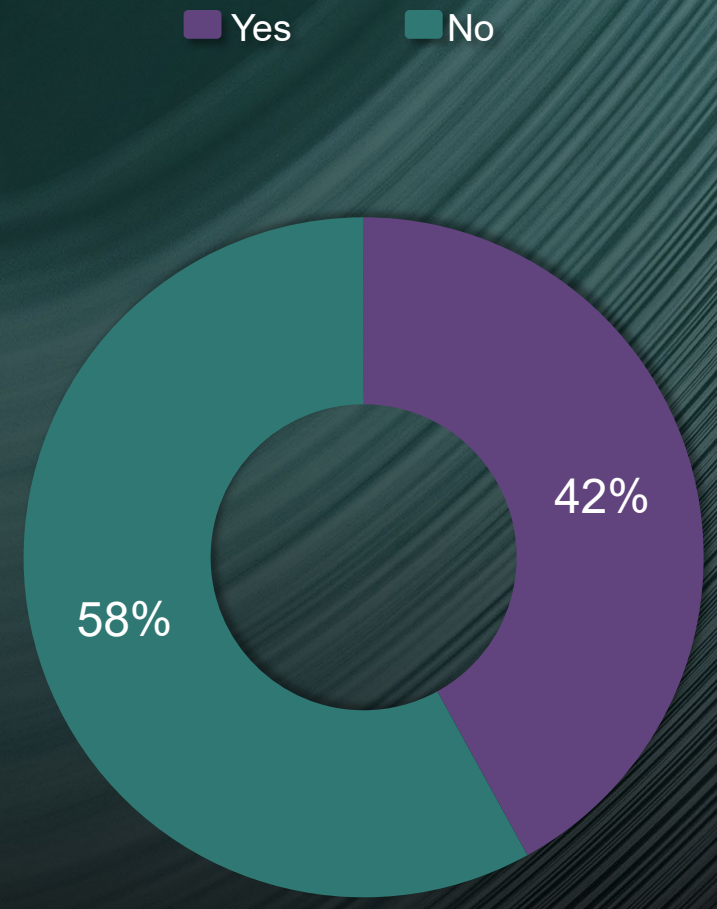
Three months from now, how do you see the balance of the market?

■ Oversupplied ■ Balanced ■ Undersupplied



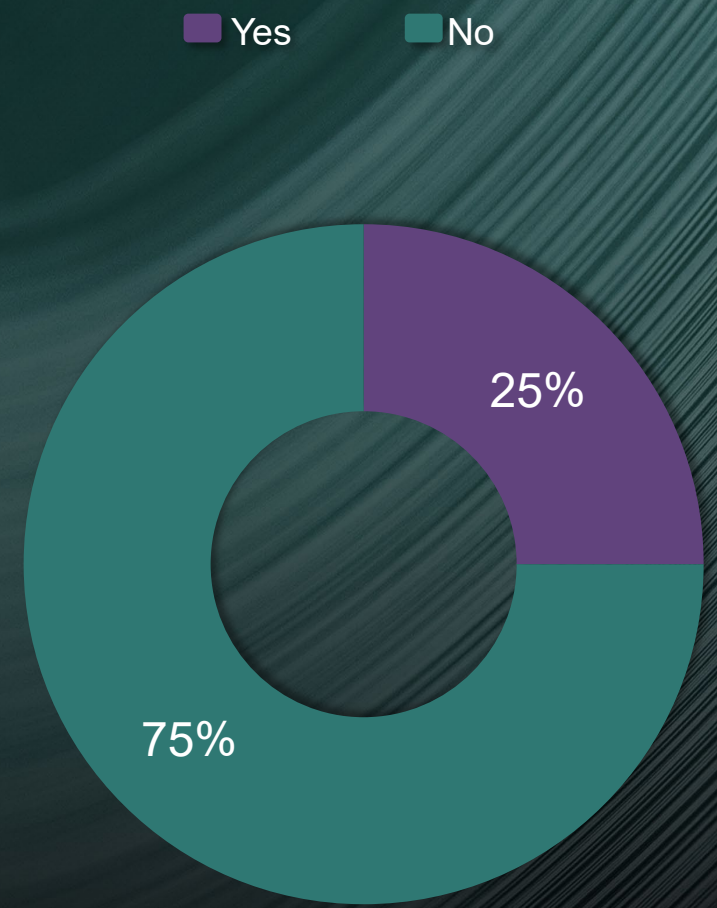
Aluminum supply vs. demand

Do you think there's enough *new* aluminum supply in the US to satisfy projected demand?



Aluminum supply vs. demand cont'd

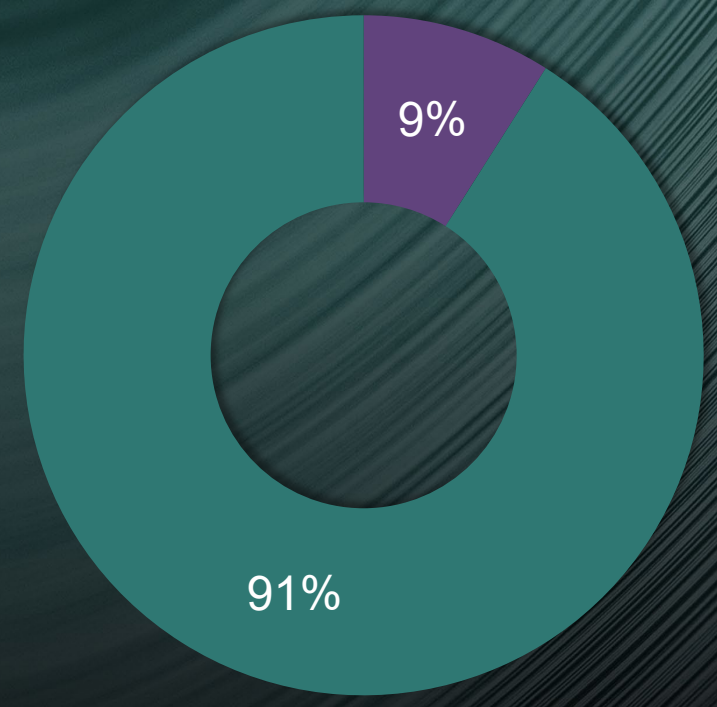
Do you think there's enough *obsolete* aluminum supply in the US to satisfy projected demand?



Scrap supply flows

How are the levels of non-ferrous retail scrap vs. scale and industrial scrap into your facility?

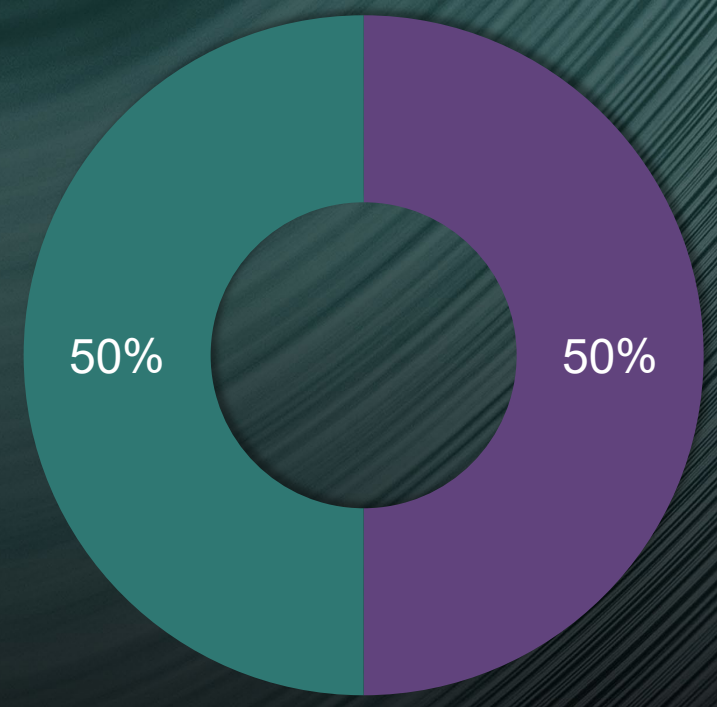
Improving Stable Declining



Overall scrap spreads

Where do you think non-ferrous scrap spreads will be trending next month?

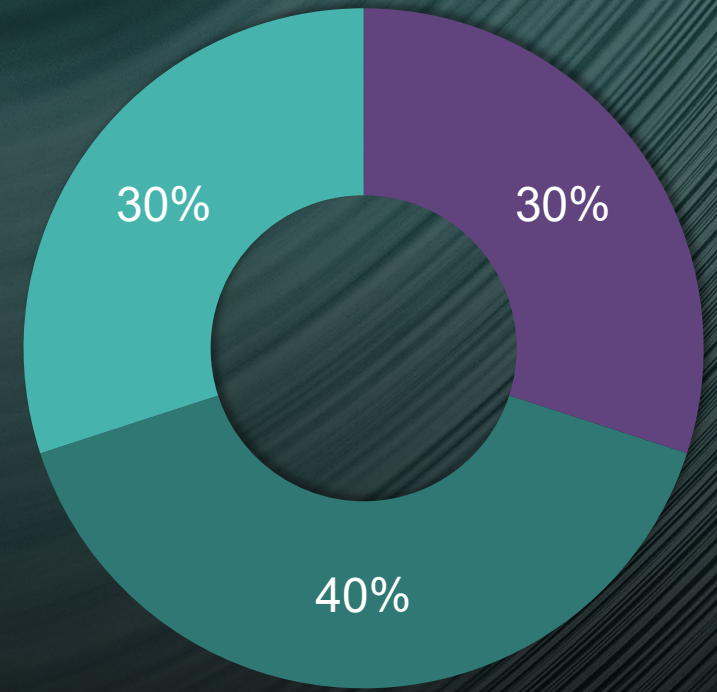
Widening Stable Tightening



Near-term direction of Aluminum scrap prices

Where do you think Aluminum scrap can (UBC) prices will be trending next month?

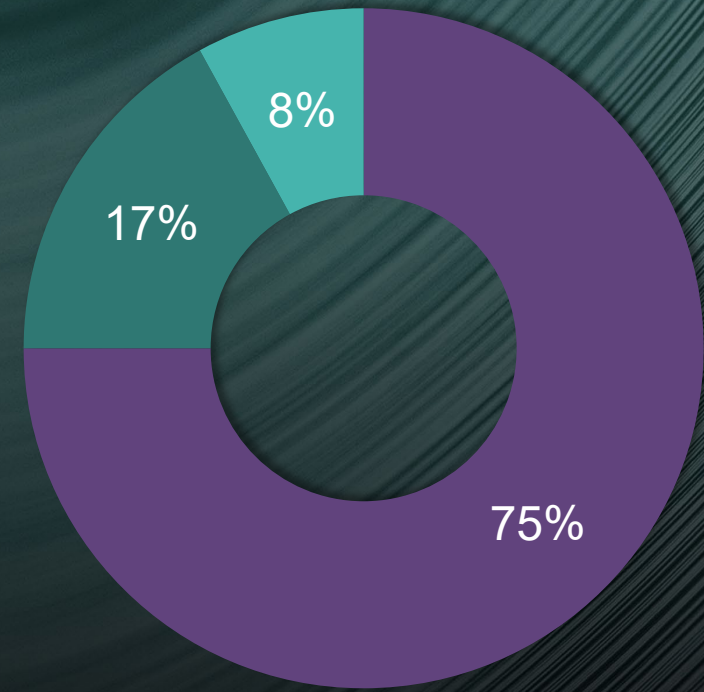
83% or above 80% to 82% 79% or below



Near-term direction of Aluminum MWUSTP scrap prices

Where do you see Aluminum's Midwest transaction premium scrap prices trending next month?

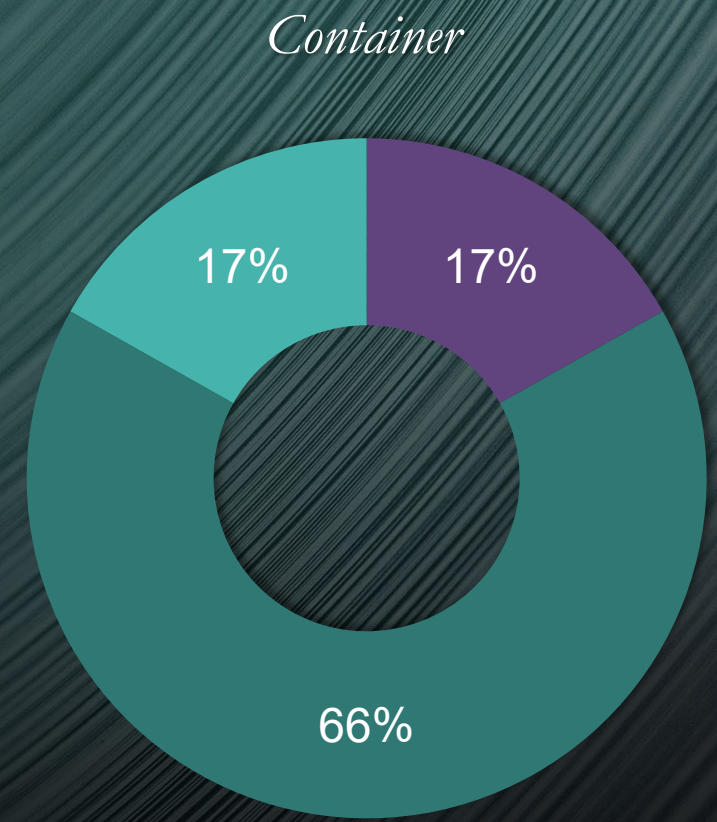
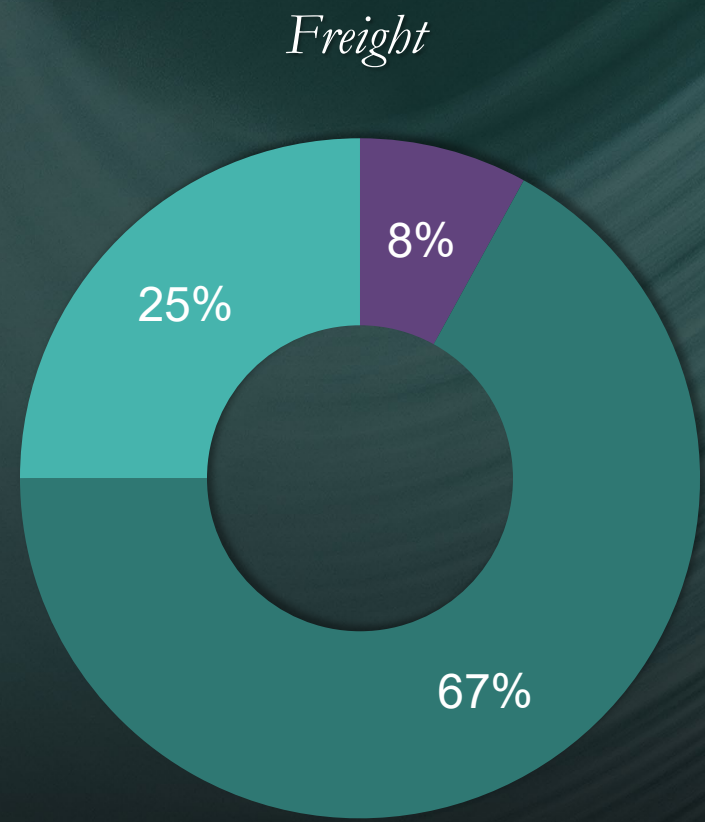
Improving Stable Declining



Logistics trends

How do you see overall logistics costs?

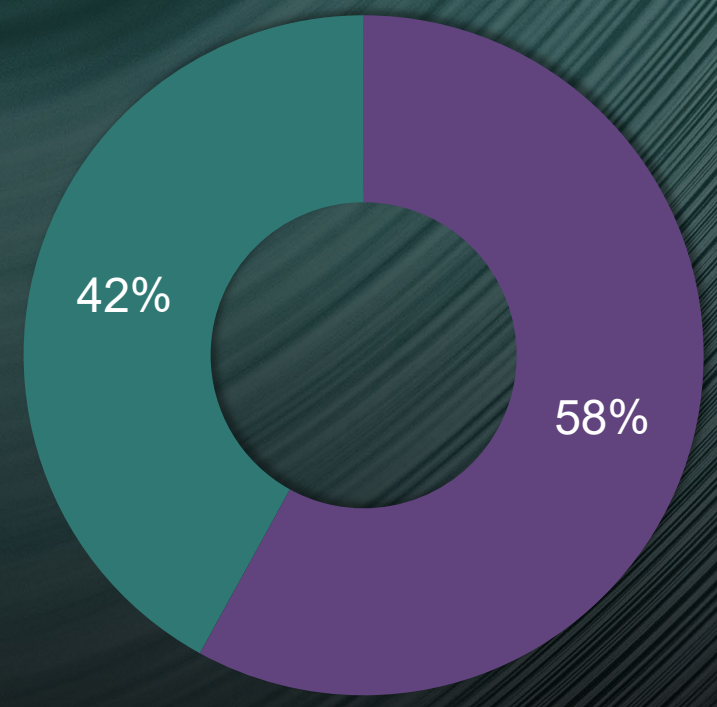
Improving Stable Declining



Tariff impact

How will Trump's new 25% aluminum tariffs impact your business?

■ Increased cost ■ Minimal impact ■ No impact



QUERIES?

let us know

If you have any questions regarding the information presented here, please get in touch with us at gabriella.vagnini@crugroup.com.

We always appreciate referrals. Tell your friends, suppliers, and customers to sign up for a free trial.

Contact luis.corona@crugroup.com

When you need answers... Aluminum Market Update

Look for our next survey on March 20, 2025

If you would like to participate in our survey, please contact gabriella.vagnini@crugroup.com